

BIONIQ SQUARE ADJUSTABLE COMFORT  
TRIMLESS

A35212-

|             |                |                      |                       |                        |                      |                      |                      |
|-------------|----------------|----------------------|-----------------------|------------------------|----------------------|----------------------|----------------------|
| base number | LED<br>Dimming | Color<br>Temperature | Finishes<br>(Diamond) | Finishes<br>(Triangle) | Finishes<br>(Circle) | Ceiling<br>Thickness | Reflector<br>Options |
|-------------|----------------|----------------------|-----------------------|------------------------|----------------------|----------------------|----------------------|

1. To build a product code in our configurator select the specify button on the base model # product page
2. To build a manual product code on this datasheet choose from the options listed below in blue font and add the suffix to the base model #

GENERAL

Series: Bioniq

Subseries: Bioniq Square Adjustable Comfort

Brand: Prolicht

Division: Architectural

Mounting Type: Trimless

Mounting Location: Ceiling

Subcategory: Downlight

PHYSICAL

Shape: Square

Length (mm): 106

Length (in): 4 3/16

Width (mm): 106

Width (in): 4 3/16

Height (mm): 134

Height (in): 5 1/4

Ceiling Thickness (mm): 10 / 12.5 / 15 / 25

Ceiling Thickness (in): 3/8 or 1/2 or 9/16 or 1

Min. Recessing Depth (mm): 150

Min. Recessing Depth (in): 5 7/8

Light Distribution: Adjustable / Downlight

Weight (kg): 0.655

Weight (lbs): 1.44

Fixture Finish: SSR / BKV / CWI / CRY / HAB / LAG / UFT / ITA / RUA / RUR / MIC / FTG / MYG / TWT / LOD / PUS / FRO / FUP / KIA / POP / BLS / SPG / MEY / GOH / GUM / CHC / COM / ABZ / JAG

Fixture Material: Aluminum Die Cast

Cut-out Measurements: 120mm / 4 3/4" x 120mm / 4 3/4"

Upon Request: Unique Ceiling Thickness

ELECTRICAL

Lamp Type: LED (Zhaga Standard)

Input Wattage (W): 15.5

Total Output Wattage (W): 14.5

Dimming: Tri-Mode (Non-Dimming and Phase Dimming (120Vac only) and 0-10V Dimming)

Driver Included: No

Driver Location: Recessed Housing

Driver Type: Constant Current - Universal

Driver Class: Class 2

Housing: See components

Input Voltage (V): 120 - 277

Constant Current (MA): 500

LED

Number of LEDs: 1

Color Temperature (°K): 2700 / 3000 / 3500 / 4000

Max. Delivered Lumen (lm): 940 / 980 / 1029 / 1050

Nominal Lumen (lm): 1386 / 1438 / 1511 / 1542

CRI: >90 CRI

Efficiency (%): 87.9 / 88.4 / 87.9

Lamp Life (hrs): 50000

Upon Request: RGB-W Tunable White Special Color Temperature Special LED

OPTICAL

Reflector°: 20 / 40 / 60

Adjustability: Rotational 355°; Tilt 30°

Upon Request: Special Beam Angles

RATINGS AND CERTIFICATIONS

Zaneen Inc. © 2022, 1000 10th Ave S, Suite 3382, F 416-247-9319, www.zaneen.com

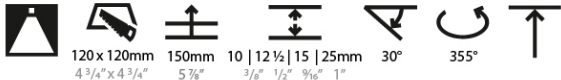
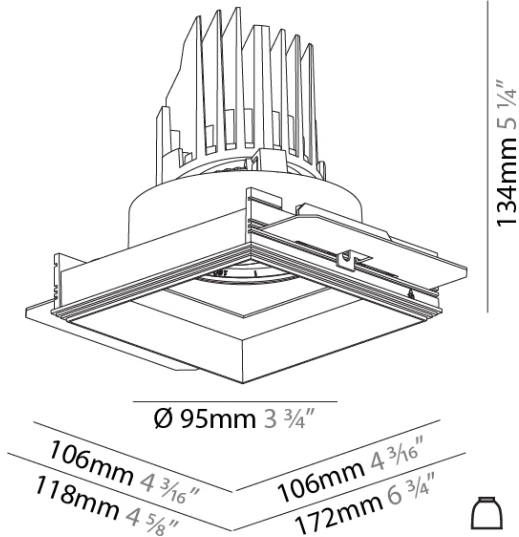
Available for international specifications by adding "INT" at the end of the existing Model #. For assistance on 'custom' specifications, contact zteam@zaneen.com.

Certified By: Certified for North American Standards

In a constant effort to supply the best product, we reserve the right to change specifications or materials without notice. The most recent specification sheets are found at zaneen.com

IP rating: IP20

|           |
|-----------|
| PROJECT   |
| TYPE      |
| SPECIFIER |
| QUANTITY  |
| DATE      |



BIONIQ SQUARE ADJUSTABLE COMFORT  
TRIMLESS

A35212-

|           |
|-----------|
| PROJECT   |
| TYPE      |
| SPECIFIER |
| QUANTITY  |
| DATE      |



BIONIQ SQUARE ADJUSTABLE COMFORT  
RECESSED

A35362-

base number

Color  
Temperature

Finishes  
(Diamond)

Finishes  
(Triangle)

Finishes  
(Circle)

Reflector  
Options

1. To build a product code in our configurator select the specify button on the base model # product page  
2. To build a manual product code on this datasheet choose from the options listed below in blue font and add the suffix to the base model #

GENERAL

Series: Bioniq

Subseries: Bioniq Square Adjustable Comfort

Brand: Prolight

Division: Architectural

Mounting Type: Recessed

Mounting Location: Ceiling

Subcategory: Downlight

PHYSICAL

Shape: Square

Length (mm): 119

Length (in): 4 11⁄16

Width (mm): 119

Width (in): 4 11⁄16

Depth (mm): 132

Depth (in): 5 3⁄16

Ceiling Thickness (mm): 10 / 12.5 / 15

Ceiling Thickness (in): 3⁄8 or 1⁄2 or 9⁄16

Min. Recessing Depth (mm): 150

Min. Recessing Depth (in): 5 7⁄8

Light Distribution: Adjustable / Downlight

Weight (kg): 0.607

Weight (lbs): 1.34

Fixture Finish: SSR / BKV / CWI / CRY / HAB / LAG / UFT / ITA / RUA / RUR / MIC / FTG / MYG / TWT / LOD / PUS / FRO / FUP / KIA / POP / BLS / SPG / MEY / GOH / GUM / CHC / COM / ABZ / JAG

Fixture Material: Aluminum Die Cast

Cut-out Measurements: 114mm / 4 1⁄2" x 114mm / 4 1⁄2"

ELECTRICAL

Lamp Type: LED (Zhaga Standard)

Input Wattage (W): 16.5

Total Output Wattage (W): 14

Dimming: Tri-Mode (Non-Dimming and Phase Dimming (120Vac only) and 0-10V Dimming)

Driver Included: No

Driver Location: Recessed Housing

Driver Type: Constant Current - Universal

Driver Class: Class 2

Input Voltage (V): 120 - 277

Constant Current (MA): 500

LED

Number of LEDs: 1

Color Temperature (°K): 2700 / 3000 / 3500 / 4000

Max. Delivered Lumen (lm): 940 / 980 / 1029 / 1050

Nominal Lumen (lm): 1386 / 1438 / 1511 / 1542

CRI: >90 CRI

OPTICAL

Reflector°: 20 / 40 / 60

Adjustability: Rotational 355°; Tilt 30°

RATINGS AND CERTIFICATIONS

Certified By: Certified for North American Standards

IP rating: IP20

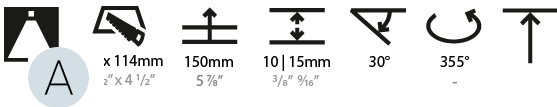
PROJECT

TYPE

SPECIFIER

QUANTITY

DATE

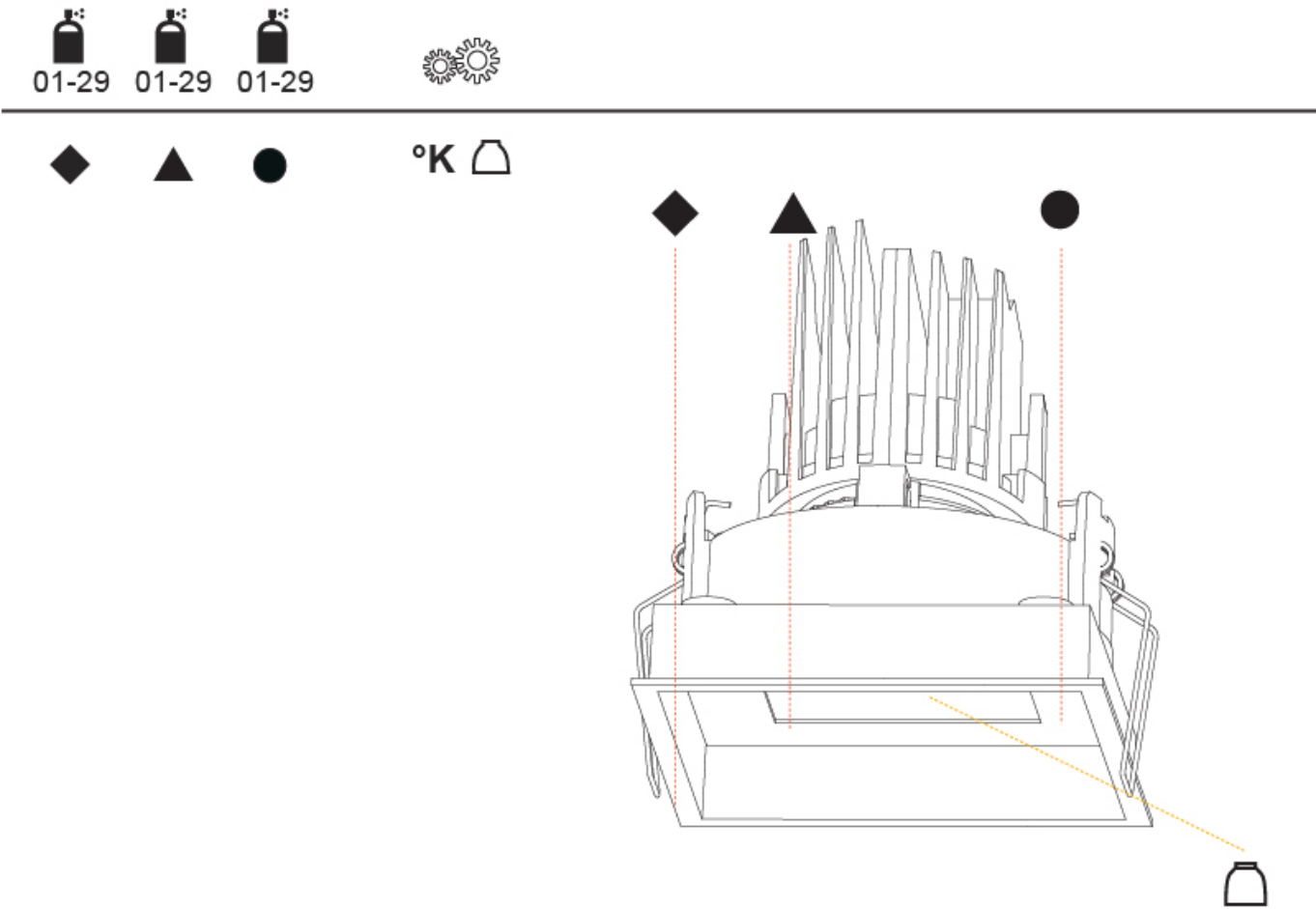


BIONIQ SQUARE ADJUSTABLE COMFORT  
RECESSED

A35362-

|           |  |
|-----------|--|
| PROJECT   |  |
| TYPE      |  |
| SPECIFIER |  |
| QUANTITY  |  |
| DATE      |  |

For Color / Finish Chart & Symbology see Appendix or product page downloadable area.



| Color Temperature | 27K   | 35K   | 30K   | 40K   | °K |
|-------------------|-------|-------|-------|-------|----|
|                   | 2700K | 3500K | 3000K | 4000K |    |
| Reflector         | 20    | 40    | 60    |       |    |
|                   | 20°   | 40°   | 60°   |       |    |

ORDER-EXAMPLE: °K

**L3XXXX-** 02 02 02 30K 20

Black Black Black 3000K 20°



PROJECT

TYPE

SPECIFIER

QUANTITY

DATE

Fixture Finish

|  |   |   |   |  |  |
|--|---|---|---|--|--|
| Sparkling Silver - 01 (SSR)<br>    | Black Velvet - 02 (BKV)<br>          | Crystal White - 03 (CWI)<br> | Creamy - 04 (CRY)<br>           | Hampton Bay - 05 (HAB)<br>        | Lagoon - 06 (LAG)<br>         |
| Urban Forest - 07 (UFT)<br>        | In the Army - 08 (ITA)<br>           | Rusty Angel - 09 (RUA)<br>   | Rusty Rush - 10 (RUR)<br>       | Milk and Chocolate - 11 (MIC)<br> | Fade to Gray - 12 (FTG)<br>   |
| Mysterious Gray - 13 (MYG)<br>    | Twilight - 14 (TWT)<br>             | Lost Dream - 15 (LOD)<br>   | Purple Sky - 16 (PUS)<br>      | Fresh Oh - 17 (FRO)<br>          | Funky P. - 18 (FUP)<br>      |
| Kissing Aphrodite - 19 (KIA)<br> | Poseidon's Paradise - 20 (POP)<br> | Blue Sky - 21 (BLS)<br>    | Spring Green - 22 (SPG)<br>   | Mellow Yellow - 23 (MEY)<br>    | Golden Heart - 24 (GOH)<br> |
| Gun Metal - 25 (GUM)<br>         | Champagne Cream - 26 (CHC)<br>     | Copper Mine - 27 (COM)<br> | Ancient Bronze - 28 (ABZ)<br> | Jazz Gold - 29 (JAG)<br>        |  |

**Digital:** Not all screens are calibrated the same, and therefore, colors will appear differently between screens.  
**Physical:** When texture is involved, there will be variations in color, character and tone within a product series and between product families.  
**Gun Metal:** No Gun Metal finish is alike. It combines a mixture of transparent and black color particles which ensures a highly individual effect and no luminaire being identical.  
**Champagne Cream, Copper Mine, Ancient Bronze + Jazz Gold:** These finishes have slight fading from specific powder coating production. Each luminaire will slightly vary.





|           |
|-----------|
| PROJECT   |
| TYPE      |
| SPECIFIER |
| QUANTITY  |
| DATE      |

LEGEND

|  |   |   |  |   |  |
|--|---|---|--|---|--|
|    | floor-mounted   |    | pivotal  |    | special LED (upon request) RGB, RGBW, tunable, gold+, meat+, art+, fashion+                    |
|    | wall and ceiling: recessed and surface mounted            |    | rotating   |    | warm dim / natural dimming LED   |
|    | ceiling-mounted and wall-mounted                          |    | illuminate tilted  |    | rechargeable battery powered   |
|    | wall-mounted  |    | color of suspension cable                                    |    | fixture with natural vivid LED (upon request)  |
|    | omni-directional light distribution                       |    | length of suspension cable                                   |    | color rendering index  |
|    | direct light distribution                                 |    | reflector degree selection                                   |    | color temperature  |
|    | direct/indirect light distribution                        |    | super spot   |    | lumen (luminous flux)  |
|    | indirect light distribution                               |    | lens   |    | efficacy (lumens per watt)   |
|    | asymmetric light distribution                             |    | lens pack  |    | Unified Glare Rating (UGR) range from 5-40   |
|    | aura light distribution                                   |    | shine ring   |    | marine grade (AISI 316 stainless steel)  |
|    | round wall or ceiling cut-out                             |    | integrated shine ring with diffuser                          |    | walk on  |
|    | square wall or ceiling cut-out                            |    | free individual colors 01-29                                 |    | drive on   |
|    | the supplied jig specifies the cutout dimensions          |    | individual colors: 00 (free of charge), 01-25 (extra charge) |    | Dark Sky Compliance  |
|    | minimum distance (meters) lamp - object                   |    | luminaire part to be colored (F1)                            |    | Americans with Disabilities Act (less than 4" off the wall located between 27"-84" from floor) |
|    | recessed depth  |    | luminaire part to be colored (F2)                            |    | lamp protected against explosion   |
|   | ceiling thickness in mm                                   |   | luminaire part to be colored (F3)                            |   | blown glass using traditional methods by master glass blower                                   |
|  | ceiling thickness selection                               |  | luminaire part to be colored (F4)                            |  | acoustic material  |
|  | dimmable DP (phase), DV (0-10V), DD (dali), DS (step-dim) |  | luminaire part to be colored (F5)                            |  | protection class I, protection insulation  |
|  | included or excluded LED driver/transformer/control gear  |  | color of 3-circuit adaptor                                   |  | protection class II, protection insulation   |
|  | separately switchable                                     |  | indirect diffuser  |  | ETL Certified to UL and CSA Standards  |
|  | sensor  |  | direct diffuser  |  | UL Certified to UL and CSA Standards   |
|  | remote control  |  | ball-proof (upon request)                                    |  | CSA Certified to UL and CSA Standards  |
|  | available upon request                                    |  | accessory  |  | Certified for North American Standards   |

IP RATING

|   |  |
|---|--|
|  | protected against ingress of solid bodies greater than 12.5mm (finger)   |
|  | protected against ingress of solid bodies greater than 2.5mm<br>protected against sprays of water up to 60 degrees from the vertical (rain)      |
|  | protected against ingress of solid bodies greater than 1mm (wire)<br>no protection against the ingress of moisture                               |
|  | protected against ingress of solid bodies greater than 1mm (wire)<br>protected against sprays of water up to 60 degrees from the vertical (rain) |
|  | protected against ingress of solid bodies greater than 1mm (wire)<br>protected against water splashed from all directions                        |
|  | protected against limited ingress of dust (wet rooms/covered outdoor areas)<br>protected against water splashed from all directions              |
|  | protected against ingress of dust<br>protected against jets of water   |
|  | protected against ingress of dust<br>protected against powerful jets of water or heavy seas  |
|  | protected against ingress of dust<br>protected against immersion of water between 15cm - 1m for 30 minutes                                       |
|  | protected against ingress of dust<br>protected against immersion of water under pressure for long periods  |

IK RATING

|   |   |
|---|---|
|  | protected against 0.14 joules impact (equivalent to 0.25kg mass dropped from 56mm above the surface)  |
|  | protected against 0.2 joules impact (equivalent to 0.25kg mass dropped from 80mm above the surface)   |
|  | protected against 0.35 joules impact (equivalent to 0.25kg mass dropped from 140mm above the surface) |
|  | protected against 0.5 joules impact (equivalent to 0.25kg mass dropped from 200mm above the surface)  |
|  | protected against 0.7 joules impact (equivalent to 0.25kg mass dropped from 280mm above the surface)  |
|  | protected against 1 joules impact (equivalent to 0.25kg mass dropped from 400mm above the surface)    |
|  | protected against 2 joules impact (equivalent to 0.5kg mass dropped from 400mm above the surface)     |
|  | protected against 5 joules impact (equivalent to 1.7kg mass dropped from 300mm above the surface)     |
|  | protected against 10 joules impact (equivalent to 5.0kg mass dropped from 200mm above the surface)    |
|  | protected against 20 joules impact (equivalent to 5.0kg mass dropped from 400mm above the surface)    |